

Chapter 11 - Gender, Age, and Health

Gender - behavioral and psychological traits considered appropriate for males/females


<http://www.youtube.com/watch?v=iGoC8FTLXSI&feature=related>

<http://www.youtube.com/watch?v=j0Sh03rNm3U&feature=related>

Roles of Men/Women

Gender Roles - behaviors and attitudes society sets for men and women

<https://mail.google.com/mail/u/0/?shva=1#inbox/141edc14256e48>



Sep 29-1:33 PM

Gender Role Socialization

Socialization - individuals learn the skills, values, beliefs, and behavior patterns of society

ex. Women in the Military

Reinforced

- school
- peer groups
- media

<http://www.youtube.com/watch?v=XdeznVhXmOM&feature=related>

<http://www.youtube.com/watch?v=6qe5kaiTS0g>

<http://www.youtube.com/watch?v=gCmTkWK1uCG&feature=related>

<http://www.youtube.com/watch?v=4X1AdaVFzUY>

Sep 29-1:33 PM

Gender and social inequality

Friedl - division is based on hunting/gathering ideas

- *homemakers are vulnerable because of dependence on husbands
- *workingwomen hold lower-status jobs

Sep 29-1:34 PM

Politics of Gender

- men hold power to make rules to protect dominance
- have blocked women's access to power

Sexism - belief that one sex is by nature superior and causes discrimination

ex. Female president

Sep 29-1:34 PM

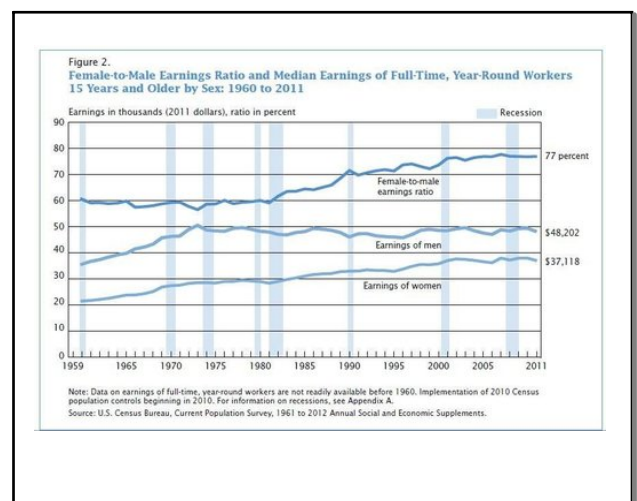
Gender Inequality in the U.S

Education

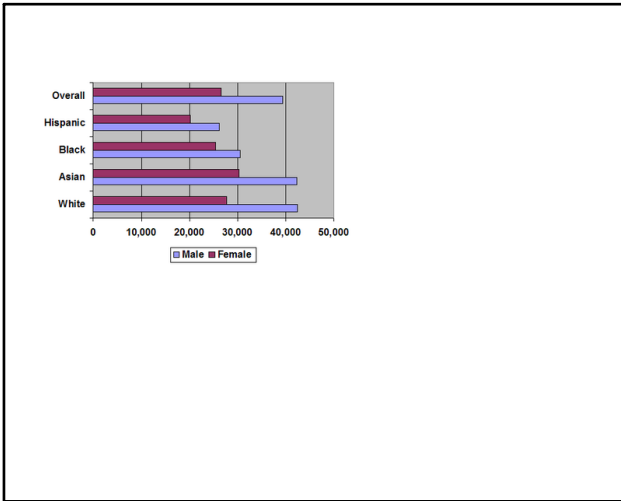
- men choose high paying - engineering and science
- women choose low paying - humanities and social science

\$.72 per \$1.00

Sep 29-1:34 PM



Sep 14-8:18 AM



May 4-8:59 AM

Age
 Ageism - belief that one age category is by nature superior to another
 media - elderly sell medication/not cars

<http://www.youtube.com/watch?v=PXcFdq012vc>
http://www.youtube.com/watch?v=0dPUzz_CAqg

Sep 29-1:34 PM

Entitlement - a government promise that certain benefits are to be provided to particular individuals

- social security - passed 1935
- medicare passed in 1965
- Affordable Care Act - 2010

Jan 22-8:14 AM

SS is funded by the current workers
 Originally only retirees received benefits
 Now

- spouse or child of a worker who died
- spouse or child of someone who gets SS
- Dependent parent of a worker who died

SSI - 65 years and blind

- disabled

Jan 22-8:18 AM

Politics
 **in order to work, need more workers than retirees!

*Began in 1935 - age set at 65 and people lived to be 62
 Today the life expectancy is 78 years
 *worker/retired
 1950 - 16 workers for each retired
 1985 - 3 workers for each retired
 today - 2 worker for each 1 retired

Sep 29-1:34 PM

Year	Female Population	Male Population	Ratio
1950	30,000,000	30,000,000	1.00
1955	31,000,000	29,000,000	1.07
1960	32,000,000	28,000,000	1.14
1965	33,000,000	27,000,000	1.22
1970	34,000,000	26,000,000	1.31
1975	35,000,000	25,000,000	1.40
1980	36,000,000	24,000,000	1.50
1985	37,000,000	23,000,000	1.61
1990	38,000,000	22,000,000	1.73
1995	39,000,000	21,000,000	1.86
2000	40,000,000	20,000,000	2.00
2005	41,000,000	19,000,000	2.16
2010	42,000,000	18,000,000	2.33
2015	43,000,000	17,000,000	2.53
2020	44,000,000	16,000,000	2.75
2025	45,000,000	15,000,000	3.00
2030	46,000,000	14,000,000	3.29
2035	47,000,000	13,000,000	3.62
2040	48,000,000	12,000,000	4.00
2045	49,000,000	11,000,000	4.45
2050	50,000,000	10,000,000	5.00
2055	51,000,000	9,000,000	5.67
2060	52,000,000	8,000,000	6.50
2065	53,000,000	7,000,000	7.57
2070	54,000,000	6,000,000	9.00
2075	55,000,000	5,000,000	11.00
2080	56,000,000	4,000,000	14.00
2085	57,000,000	3,000,000	19.00
2090	58,000,000	2,000,000	29.00
2095	59,000,000	1,000,000	59.00
2100	60,000,000	0,000,000	>100

Jan 22-8:34 AM

Why is this a problem?
 example :
 *1 person pulls \$1500 per month
 *person working today makes \$50,000
 and pays in 12.6%
 *\$6300 a year/12 = \$525 month
 $\$525 \times 2 = \1050
 ***not everyone is making \$50,000

Jan 22-8:36 AM

Solutions:
 increase age of retirement
 increase % put in
 (1935 it was 2%, 2014: 12.6%)
 less benefits received

Jan 22-1:11 PM

How does Social Security Work
 SS replaces about 40% of an average wage earner's
 income after retirement
 Experts believe you need 70% of pre-retirement

 sooooo - need to save for yourself

Jan 22-8:16 AM

Other entitlements:
 Medicare - insurance for the elderly
 *population increase is problem
 Medicaid - insurance for the indigent

Jan 22-8:21 AM

Health Care
 Cost
 Insurance
 1991 - \$3,605 per worker
 2003 - \$14,000 per worker
 Increase elderly population
 Increase in medical technology
 Malpractice
 \$100 billion each year
http://www.aol.com/videos/moosters-inside-mc-4bc-13-incd-surgical-rod-1eth-behind517626761/?cid=maing-grd7%7Cmaing%7C88%7Csec1_in42%26plid%3D2665
 Access
 more doctors concentrate in rich
 areas
 National Health Care

Sep 29-1:35 PM

Health and Social Status
 children born to poor families are 50% more
 likely to die in the first year
 People with incomes under \$10,000 are
 absent from work/school 3x's as much as
 people over \$35,000
 TB is reappearing in poor areas

Sep 29-1:35 PM